

# X-MONITOR

USER MANUAL



IK MULTIMEDIA

## Table of Contents

<b>Contents</b>	2
<b>License Agreement</b>	4
<b>1 – Introduction</b>	10
<b>2 – Remote control on X-MONITOR UI</b>	11
2.1 – How the remote works	11
2.2 – Remote view	13
<b>3 – Main view</b>	14
3.1 – USB Connection	14
3.2 – Startup, monitor association and Identify button	15
3.3 – Firmware update	16
3.4 – Recovery mode	18
3.5 – Controls	19
3.5.1 – Settings	19
3.5.2 – Alert notifications	20
3.6 – Speakers link	21
3.7 – Standby timer setting	22
3.8 – Additional delay setting	22
3.9 – Contour view	23
3.10 – Speaker connection monitor	23
<b>4 – Calibration</b>	24
4.1 – Position the microphone	24
4.2 – Welcome to Speaker Calibration	25
4.3 – Hardware setup	26
4.4 – Room analysis	27
4.5 – DONE!	30
<b>5 – Voice Menu</b>	31
<b>6 – ARC curves</b>	34
6.1 – ARC curves graphic	34
<b>7 – Contour view</b>	35
7.1 – Frequency sliders	36
7.2 – Contour presets	37
7.3 – Contour and ARC interaction	38

<b>8 – Support</b>	<b>39</b>
8.1 – IK Product Manager	39

## License Agreement

IMPORTANT:

BEFORE INSTALLING THE SOFTWARE, PLEASE READ CAREFULLY THE FOLLOWING END USER LICENCE AGREEMENT ('END USER LICENCE AGREEMENT' HERINAFTER NAMED ONLY 'EULA').

USE OF THE SOFTWARE, IS CONDITIONED ON THE USER'S ACCEPTANCE OF THE TERMS AND CONDITIONS, WITHOUT EXCEPTION, OF THIS EULA.

THE SOFTWARE INSTALLATION PROGRAM REQUIRES IN ADVANCE THE USER'S ACCEPTANCE OF THE TERMS AND CONDITIONS OF THIS EULA BY SELECTING THE "I ACCEPT THE AGREEMENT" OPTION.

BY INSTALLING AND OTHERWISE USING THE SOFTWARE, YOU ACCEPT THESE LICENCE TERMS AND CONDITIONS AND HEREBY DECLARE THAT YOU WILL ABIDE BY THE CONDITIONS, OBLIGATIONS, LIMITATIONS, ALSO RELATING TO THIRD PARTIES, NONE EXCLUDED, CONTAINED IN THIS EULA.

IF YOU DO NOT ACCEPT THE TERMS AND CONDITIONS OF THIS EULA BY SELECTING THE "I DO NOT ACCEPT THE AGREEMENT" OPTION, YOU MAY NOT USE THE SOFTWARE.

NON-ACCEPTANCE IS EQUIVALENT TO EXERCISING THE RIGHT OF WITHDRAWAL UNDER THE TERMS OF THIS CONTRACT.

### END-USER LICENCE AGREEMENT - (EULA)

The present End-User License Agreement ("End-User License Agreement", hereinafter EULA) constitutes a legal agreement between the User (hereinafter Licensee) and IK Multimedia Production S.r.l. - Via dell'Industria, 46 - 41122 Modena, Italy - Phone: +39 059 285496 - Fax: +39 059 2861671 - CF/PI: IT02359550361 (hereinafter Licensor/producer), aimed at the use of the Software (hereinafter also the Product).

IK Multimedia Production S.r.l. (Licensor/producer): is the sole owner, without limitation, of the intellectual property and copyright and the consequent rights of exploitation, including economic exploitation, of the Software. All rights are reserved exclusively to the Licensor and its partners, distributors or suppliers, who have been expressly authorized to cede such rights.

The User (Licensee): is the natural person, consumer or professional or organization that uses the Product under the conditions contained in this license agreement.

The Software (Product): includes all of its contents, also of third parties of which Licensor has in turn obtained a license to use in order to be included in the Software and thus by way of example but not limited to: information, executable programs, components, data in textual or digital format, images, films, audio, CD-ROM(s), DVD(s) sources and all that Licensor has made and will make available to the User such as any updates of functionality and bug fixes (defined as updates) and provided free of charge, if available, by Licensor.

The conditions of use of the license are set out in the following articles and supersede any previous agreement with the User.

#### Art. 1 - Subject matter of the license

1. IK Multimedia Production S.r.l. (or its authorized distributors and vendors) grant the User a license for use:

- Personal;
- Non-exclusive;
- Non-transferable (even in part or by sublicensing it free of charge, subject to the provisions of Article 9 below);
- Non-marketable (does not grant the user rights of economic exploitation);
- Without Territorial Restriction (Worldwide)

of the Product, resulting in the right to install and use the Software on your computer or digital electronic device (hereinafter also referred to as Devices) in accordance with the types of operating systems compatible with the Software for which you have acquired a license to use, as specifically set out in the user manual documentation included with the Software.

2. The User is informed and agrees that some content included in the Product may belong to third parties and may be protected by copyright or other intellectual property rights of third parties.

#### Art. 2 - How to acquire the installation program

1. In order to be able to use the Product, the User must run an installation program on his or her Devices that copies the application and, in general, the audio content.

2. The User may acquire the installer using one of the following methods, as example but not limited to:

- a) by purchasing the Product online on the IK Multimedia website (<https://www.ikmultimedia.com/products>) or from third-party as resellers authorized by the Licensor;
- b) by purchasing a physical medium from an authorized retailer in the shop (by delivery of universal serial bus support in the form of USB);
- c) as part of a third-party Software that also includes the Product by virtue of a commercial agreement between Licensor and the company holding the copyright;
- d) downloading it free of charge from the Licensor's user area (<https://www.ikmultimedia.com/userarea>), either because it is included as a free gift with the purchase of an IK Multimedia hardware product, or because it is made available free of charge by the Licensor to partners or artists: in this case, these are NFR (Not for resale) licenses that, although they have all the features of ordinary user licenses, do not allow the accumulation of loyalty points and do not give the User discounts for the purchase of new versions (upgrades or crossgrades);
- e) made available by the Licensor (or authorized third parties) for promotional or demonstration purposes, aimed at enabling the potential purchaser/User to try out the Product: these are in this case licenses not intended for sale and not transferable DEMO (demonstration use license) for a limited period (see Art. 3 Duration).

3. Irrespective of the manner of acquisition of the installation program and type of license for use, the User accepts these EULA as a binding agreement between the parties.

4. The Licensor, for the entire duration of the license grant, reserves the right to modify, update, replace this EULA or any part thereof, without exception.

5. The User shall be obliged to verify and accept (or not accept) the new terms and conditions, considering that only the acceptance of this EULA permits the use of the Product.

### **Art. 3 - Duration of the license**

1. The duration of the utilization license depends on the type of license chosen by the User, namely:

a) 30-year license: Thirty-year license: through the purchase of the 30-year user license grant, the User, with a lump sum payment is entitled to use the Product pursuant to Article 1 above for the entire mentioned period. The same term shall apply to the Product that is licensed for NFR use.

Any further temporal extension of the utilization license shall in any case be expressly agreed upon with the licensor.

b) Periodic Subscription License: through the purchase of the periodic subscription license the User, with deferred or lump sum payment, is entitled to use the Product pursuant to Article 1, as written above, for the limited period of time as specifically selected in the subscription profile purchased by the User, which, depending on the case, may be of monthly or annual duration (or in any case referring to the different period specifically provided for in the periodic subscription plans that will be eventually updated by the Licensor).

Use of the Product with a periodic subscription license requires the computer on which it is authorized to be connected to the Internet and able to communicate with the IK Multimedia servers, in order to perform an authorization check to confirm that the subscription is still active. User may use the Product offline for up to 3 days before another authorization check is required. If the Product is unable to communicate with IK Multimedia servers for a period of more than 3 days, the functionality of the Product will be revoked or limited until communication with the server is re-established.

c) Demo License: granted free of charge for a limited trial period of ten (10) days for demonstration and promotional purposes only. After this period, the Licensor reserves the right to limit and/or revoke all or part of the use and functionality of the Product.

2. The rights of use of the license shall start on the day following the day on which the purchase is completed or the Product is made available to the User, this being understood it means the day on which Licensor or its authorized distributors have made the installation program available to the User in the manner and on the terms set out in Art. 2, regardless of the actual installation of the Software by the User (hereinafter the Effective Date).

### **Art. 4 - User profile registration and authorization**

1. Regardless of the type of license purchased or granted, with the exception of the "DEMO License", the User is informed and accepts that the operation of the Product is conditional on the completion of the registration and authorization procedure by the Licensor (or its authorized distributors and vendors).

2. The registration and authorization procedure must be carried out by the User by accessing the Licensor's website (<https://www.ikmultimedia.com/userarea/>) and is described in the Software within the documentation under User Manual.

3. The User, under his or her own civil and criminal legal responsibility, certifies that the data entered when registering the user profile (digital identity) are consistent with the User's data (real identity).

4. The User's identification data collected by the Licensor shall be used for the purpose of executing the agreement and shall be processed for the purposes and in the manner described in detail in the section "Information on the processing of personal data" available on the Licensor's website (<https://www.ikmultimedia.com/legal/index.php?R=privacy&PSEL=privacy>).

5. IK Multimedia Production S.r.l. reserves the right, at its sole discretion, to deny the activation of the user profile in the following non-exhaustive cases:

- incomplete or conflicting personal information;
- insertion of manifestly inconsistent data;
- suspicion concerning the minor age of the User;
- violations by the User, including past violations, of the Licensor's EULA.

## **Art. 5 - Installation limits**

1. The granting of a license for use of the Product confers an individual right of use associated with the registered user profile, for the general rule can be summarized as follows: "Each User corresponds to one license for use", which corresponds to a personal serial number of the User.

2. The Product, as well as its previous versions for the same operating system, may be installed on a maximum number of three (3) Devices provided that

- the Devices are owned by or otherwise in the material and legal possession of the Licensee;
- the Product is not used simultaneously on more than one Device by different end users;
- the User, before assigning or otherwise transferring to third parties rights, for any reason whatsoever, to the Devices in which the Product is installed, must ensure that he/she has uninstalled each of its components, in order not to unlawfully assign to third parties the resulting rights of use.

3. The User is entitled to store or install a copy of the Product in a storage device such as a network server, which is only used to install and/or to activate the Product in further Devices on an internal network, however, in such cases, the User is obliged to purchase a multiple license for each end user of the Product by the shared storage device.

4. Violation of the aforementioned limitations implemented in any manner entitles the Licensor to terminate the user license agreement and, in any case, to demand payment of the amount corresponding to the effective number of end-user according to the "one User one license" rule.

## **Art. 6 - Special conditions of the periodical subscription**

1. If the User has opted for the purchase of the license through a periodic subscription, for a limited period, the duration of which depends on the choice made by the User at the time of purchase, the User's rights to the license for use of the Product shall cease immediately and without deferment on the expiry date of the subscription period.

2. The User is specifically informed that upon expiration of the subscription period, the User does not retain any right to use the Software, including the latest version released prior to expiration and that the Licensor does not make any archiving of the content developed by the User through its use, so the User is solely responsible for saving and archiving the content on its Devices prior to the date of termination of the subscription period.

3. The periodic subscription shall be for the duration specified in the subscription profile and shall be automatically renewed on expiry of the subscription for an equal period.

4. The periodic subscription renews on the same day as the calendar date of the original purchase. If the subscription begins on a date that is not within the renewal month, the period ends on the last day of the following month, and restores the original date the next time that date occurs. For example, if a monthly subscription starts on January 30, the next renewal date will be February 28 (or February 29 on a leap year), then March 30.

5. If the User does not wish to renew the subscription, the User shall have the burden of giving express notice of termination to the Licensor through an ad hoc procedure entirely online available at the following address: <https://www.ikmultimedia.com/userarea>, respecting the notice period of 24 hours prior to the periodic renewal, depending on the duration of the subscription.

6. The User, when purchasing the periodical subscription, may choose between several secure payment methods: e.g. bank account (direct debit); credit/debit card or through dedicated third-party services.

7. Where the payment method chosen by the User provides for service and/or management and/or intermediation by third parties, the User shall abide by the terms and conditions set forth therein, excluding any liability on the part of the Licensor in concluding and managing the contractual relationship with the third parties.

8. Payment of the periodic fee will be charged to the User by the due date of the invoice issued, in the manner chosen by the User at the time of purchasing the subscription license.

9. The User undertakes, without delay, to amend and update in his User area on the Licensor's website any changes made, without exception, that alter the data and payment method declared at the time of purchase.

10. Should the User fail to pay the periodical fees on time, the Licensor shall be entitled to suspend the User's profile as a precautionary measure.

11. After three (3) days have elapsed without the User having regularized his debt position, the Licensor shall be unilaterally entitled to terminate

the license agreement without further notice, without prejudice to the compulsory recovery of the debt.

## **Art. 7 - Music Content Library (Sound Library) Special License Conditions**

1. The Product may contain a 'library of musical content', sounds or audio samples (sounds and samples) that are created by musicians and experts, or sound professionals.
2. Licensor makes the "music content library" available to the User for commercial and non-commercial purposes for music audio production, public performances, broadcasting and similar uses, as a component of the Product, by virtue of a lawful and binding agreement with the copyright holders.
3. The User is hereby informed and agrees that the redistribution of the Product and, in particular, the "music content library" and its derivatives, is strictly prohibited in any form whatsoever, including but not limited to: resampling, mixing, filtering, processing, isolating or incorporating it into any software or hardware.
4. The sounds/audio samples contained in the Product, may not be modified and resold as new audio samples within new sound libraries or "on a standalone basis" meaning "single sample not included in a library" of any kind or nature.
5. The User is informed and accepts, that the particular license conditions of the "music content library" expressed herein constitute an integral and substantial part of this EULA.

## **Art. 8 - Express prohibitions of use addressed to the User**

1. The User is not authorized, directly or indirectly, to:
  - a) sell, rent, lease, license or sublicense, distribute, market, otherwise exploit the Product or any of its components, for commercial purposes or free of charge;
  - b) redesign, decompile, disassemble, adapt, reproduce the Product, in whole or in part;
  - c) create, use, and/or distribute computer programs such as "crack," "keygen," or other "cheat" or "hack" programs or Software applications for this Product;
  - d) remove, alter, disable or circumvent any copyright or trademark indications or other commercial information about the origin of the Product;
  - e) transfer to third parties and/or export the license for any reason whatsoever (without prejudice to Section 9 below);
  - f) use the program in violation of copyrights and/or intellectual property rights reserved by national and international laws and regulations for third parties;
  - g) use the Program in violation of civil, criminal and administrative rules and regulations, including those of the User's place of business or residence;
  - h) use the Program causing contractual or non-contractual damage to third parties;
  - i) violate the license conditions of the "music content library" referred to in Article 7 above.
2. Any breach of the aforementioned prohibitions committed by the User shall entitle the Licensor to terminate the user license agreement immediately and without delay for breach, without any obligation to refund the consideration.
3. In any case the User shall be held liable and shall indemnify the Licensor against all claims, proceedings and disputes for which the Licensor is held liable as a result of negligence, omissions, violations, offences howsoever committed, which are caused by the User's willful and/or culpable act in using the Product.

## **Art. 9 - License of use allowing transfer to third parties**

1. Given the general prohibition against transferring the license of use to third parties either for consideration or free of charge, Licensor by virtue of an express purchase option may grant Licensee the purchase of a "transferable license of use" by accessing Licensor's website directly: <https://www.ikmultimedia.com/products/index.php?R=SHOPSEARCH&Q=Credit>.
2. Each "transferable use license" purchased can be used to transfer the license of only one Product and only once.
3. In such a case, the User shall only transfer and/or make the Product available to third parties under the following conditions:
  - a) the Product shall be transferred as original with all media and licenses and everything thereon;
  - b) the User who transfers the license of use to another User shall not retain any copy of the Product;
  - c) if the Product is part of a software set (bundle), it may not be transferred separately and/or altered in any way;
  - d) if the Product is part of an IK Multimedia software and hardware package, only the hardware may be transferred and the license to use it may be termed NFR under the agreement.
4. The Licensor reserves the right, at its sole discretion, to:
  - a) delete or erase the user serial number required for registration if the same has been fraudulently or illegally acquired;
  - b) prohibit the transfer of the serial number required for registration before the expiry of ninety (90) days from the purchase order for the serial number referring to the "transferable user license".

## **Art. 10 - User devices and generated content**

1. The Product is installed on Devices owned or otherwise in the availability of the User, who is the solely responsible for the functionality, update, security protection and functionality of the Devices.
2. The Product may only be installed on the operating systems for which it was designed and described in the Software within the documentation under the heading User Manual.
3. The User is solely responsible for the use, storage, preservation of content generated by him/her, particularly where the generation of content causes harm or infringes on the rights of third parties.
4. In any case, the User shall be held liable and shall hold Licensor harmless from any claim, petition, litigation for which Licensor is held liable as a result of negligence, omissions, violations, offenses however configured that are determined by the willful and/or negligent act of the User in the generation of content.

## **Art. 11 - Warranties and limitation of the Licensor's liability**

1. Licensor warrants to the User that the digital or physical media on which the Product is recorded contain the copy of the Software purchased or made available to the User with all its components, accessories and documentation as described in the user manual as well as being free of defects and, in any case, suitable for the intended use.
2. The Licensor shall, within a period of ninety (90) days from the Effective Date as defined in Article 3.2 above, warrant the conformity of the Product with the following exclusions in the words "does not warrant":
  - a) that the operations of the Program can be carried out without interruption or that any defects can be corrected;
  - b) that the Product is considered by the User to be unsuitable for the User's personal needs in view of the fact that the Software is not developed "tailor-made" but is intended for mass use;
  - c) any defects and faults resulting from improper or deviating from normal use attributable to the User or the User's Device;
  - d) any damages resulting from the loss of content developed by the User, the storage of which the Product does not guarantee in any way;
  - e) that the Product functions on the User's Device(s) or that the functionality of the Product remains unaffected by updates made by the User to its hardware, operating system or third-party software in use by the User.

In any case, the user manual is the only legally binding document for the Licensor and, consequently, any verbal agreements, presentations, advertising material, e-mail exchanges, etc. between the User and distributors, salesmen, agents, and any other personnel who have intermediated the purchase of the Product shall be irrelevant.

3. Any verification of the efficiency of the Product shall be carried out using exclusively the control procedures prepared by the Licensor.
4. In order to make a warranty claim under the terms described above, the User is responsible for contacting IK Multimedia via the appropriate section of the website "contact us" <https://www.ikmultimedia.com/contact-us/>.
5. The Licensor and its distributors and partners within a reasonable period of time, in any case not exceeding fifteen (15) days, shall follow up the warranty claim by repairing or replacing the Product or refunding the purchase price, if incurred by the User, within a reasonable period of time based on the complexity and/or onerousness of the warranty claim.
6. With the exception of the above clauses, the Licensor assumes no other obligation and makes no other warranties beyond those set forth herein and shall in no event be liable for any damages whatsoever related to or resulting from any defects in quality, suitability, use, failure to use or usability of the Product.
7. The User shall forfeit any and all warranties if the User modifies, integrates or otherwise intervenes in the Software, or uses the Product in a manner not in accordance with the instructions or on processors other than those permitted or otherwise violates the User's obligations under this EULA.
8. The Licensor shall not be liable for any damages, direct and/or indirect, contractual or non-contractual, which may occur as a result of the use of the Product or which may be connected to it, such as, but not limited to, any loss of profit, loss, interruption of business, loss of information and/or data, any defects and/or damages in the processor and/or the Devices on which the Product is installed and/or in the contents processed by the User, and/or defects and/or damages resulting from the use of such Devices which remain at the exclusive risk of the User.
9. In any case, any claims for damages by the User shall in no event exceed the amount of the purchase price of the license fee, insofar as incurred by the User.

## **Art. 12 - User Support Service updates and new versions**

1. For the entire duration as defined in Article 3 above, the User may obtain technical assistance from Licensor by accessing the section of the website <https://www.ikmultimedia.com/contact-us/>.
2. The Product is provided "as it is" and "as available" on the Effective Date, without Licensor being obliged to provide "updates" and/or "new versions of the Software".

3. The User agrees to independently download such “updates” from his/her user area - if available - always using the latest version of the IK Multimedia Product.
4. The Licensor may modify the Product at its sole discretion for any reason and at any time, in particular it may add, subtract, replace functionalities, update, correct the Product either for technical reasons or to perform maintenance and/or configuration operations in order to improve and/or optimize the Product.
5. The Licensor may at its discretion release a new version of the Program “upgrade” or “crossgrade”, so marked or otherwise identified by IK Multimedia (new version of the Product made available to the User at a discounted price). Such version can be used by the User only and exclusively if the User is a legitimate licensee of a previous version of the Product, except for NFR versions as indicated in the article. 2.2.
6. The Product marked or otherwise identified by Licensor as an “upgrade” or “crossgrade” replaces, swaps, increases the Product purchased or made available on the Effective Date.
7. The User may only use the Product resulting from the update and/or new versions (upgrade or crossgrade) in accordance with the terms of this EULA.
8. If the Product is an upgrade or crossgrade of a component of a software program package (bundle), it may only be used and transferred as part of the package and may not be separated by use on more than one device.

#### **Art. 13 - Unilateral withdrawal by the User**

1. Non-acceptance of this EULA shall be tantamount to exercising the User’s unilateral right of withdrawal from the license agreement.
2. The User is also entitled to unilaterally terminate the license agreement if for technical reasons there are incompatibility problems with the Product, which do not permit its installation provided they
  - a) are not attributable to the User;
  - b) exist on the Effective Date;
  - c) cannot be resolved by the Licensor’s technical support.
3. The User undertakes without delay and in any event within a period of three (3) days from the Effective Date to return to the Licensor (or its distributors or otherwise authorized sellers from whom it purchased or otherwise obtained the license to use the Product) all physical media in its possession.
4. The Licensor or other authorized parties, having verified the integrity of the medium, shall cancel the user’s serial number and refund the full amount paid for the purchase directly to the user within a period of 30 days from the date of return.

#### **Art. 14 - Intellectual Property of Software**

1. The Software and all consequent rights are reserved by IK Multimedia Production S.r.l.
2. The Software and its use is subject to national and international laws protecting copyright and intellectual property.
3. The User does not acquire any ownership rights to the Software except for the limited rights of use as set out in this EULA.
4. IK Multimedia Production S.r.l. reserves all actions and claims for damages against the User or third parties who infringe the Licensor’s rights.

#### **Art. 15 - Validity of the EULA - Severance**

1. If a court of competent jurisdiction or a competent authority determines that any provision of this EULA is invalid, illegal, or unenforceable, such provision or part thereof shall be deemed unenforceable.
2. In such cases, all other provisions of this EULA or parts thereof not affected by invalidity shall nevertheless remain valid and enforceable between the Parties.

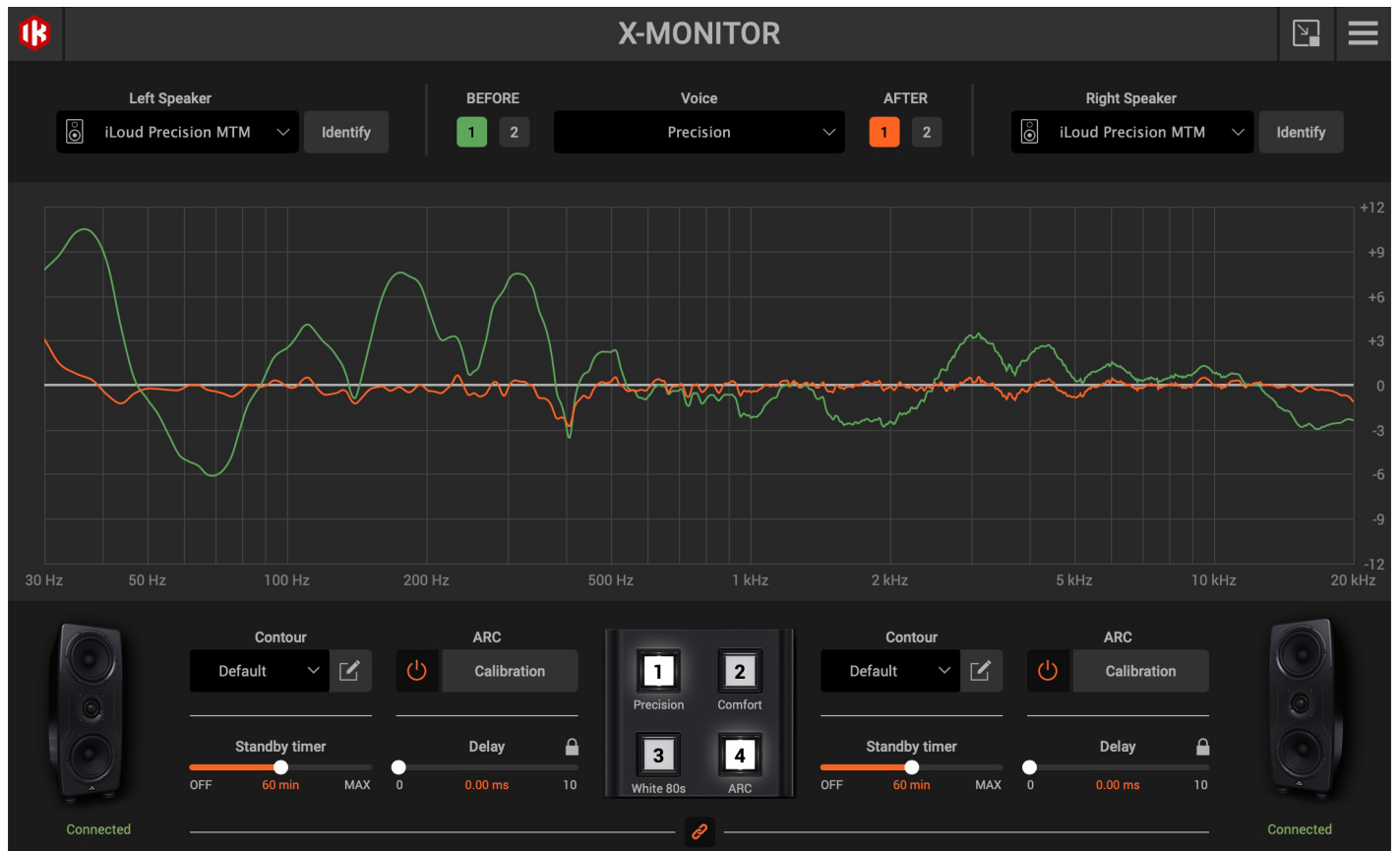
#### **Art. 16 - Applicable law**

1. Should the Product have been purchased in Italy, the interpretation, execution and settlement of disputes shall be governed by Italian law and jurisdiction shall be attributed exclusively to the Court of Modena, without prejudice to the jurisdiction of the Court of the Consumer, where the User is a natural person acting for purposes that are unrelated to the entrepreneurial, commercial, handicraft or professional activity carried out.
2. If the Software was purchased in any other country, this agreement shall be governed by the laws in force in that country.

Last updated on September 20, 2023.

## 1 – Introduction

The X-MONITOR control software is a macOS/Windows application that connects to the iLoud studio monitors via USB.



The main functionalities of the control software are:

- Remote control of all the monitor's parameters and settings from a convenient user interface
- Assist the user in the ARC calibration process and visualize the frequency response of the system before and after the calibration process
- Replicate the functionality of the iLoud Precision remote control onscreen through a minimized view

## 2 – Remote control on X-MONITOR UI

The remote view replicates the hardware remote control unit onscreen. You can assign any of these functions to the four buttons:

- Any of the available X-MONITOR “voices”
- Mute or Dimming
- ARC calibration On/Off

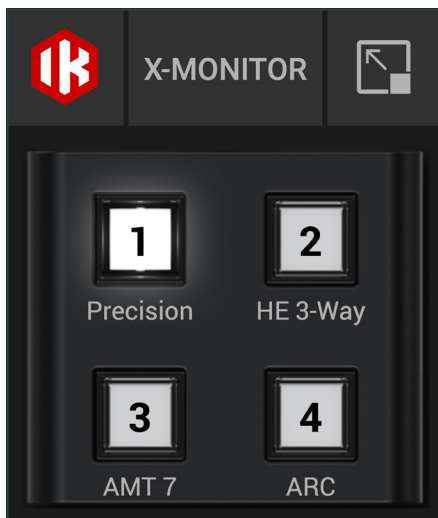
### 2.1 – How the remote works

#### Function Selection/Association

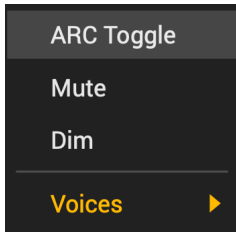
Function assignment can be done on each one of the four buttons: these assignments will apply on both the software and the hardware remote unit.

By default, the configuration for both the hardware and the software remote are:

- Button 1: Default response (depends on the speaker model)
- Button 2: High End 3-Way
- Button 3: Classic AMT 7
- Button 4: White '90s



In order to assign functions to the remote control, proceed by right-clicking on the virtual remote buttons displayed in the middle of X-MONITOR, a menu showing the assignable options will appear:



The functions are divided into different categories:

- X-MONITOR Voice (i.e. High End 3-Way, White '90s)
- Speakers Mute
- Speakers Dim
- ARC On/Off

*Please Note: in the Settings panel, you can save and recall the entire settings to and from a “session” file so that the entire setup can be transferred from one system to another (see Settings Menu paragraph).*

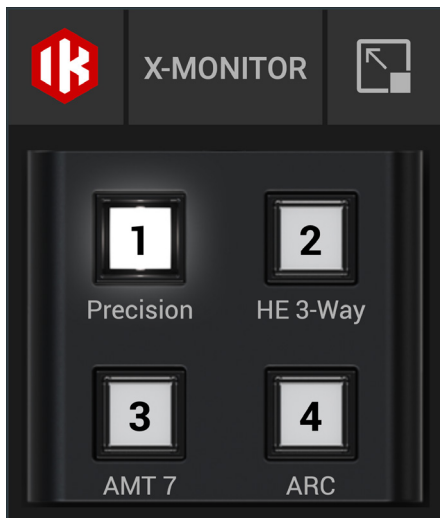
## 2.2 – Remote view

The interface of the X-MONITOR control software can be used in Main view mode or in a convenient Remote view. The Main view displays all the controls and features of the software, while the Remote view replicates the iLoud Precision remote control and is designed to take up as little space as possible onscreen.

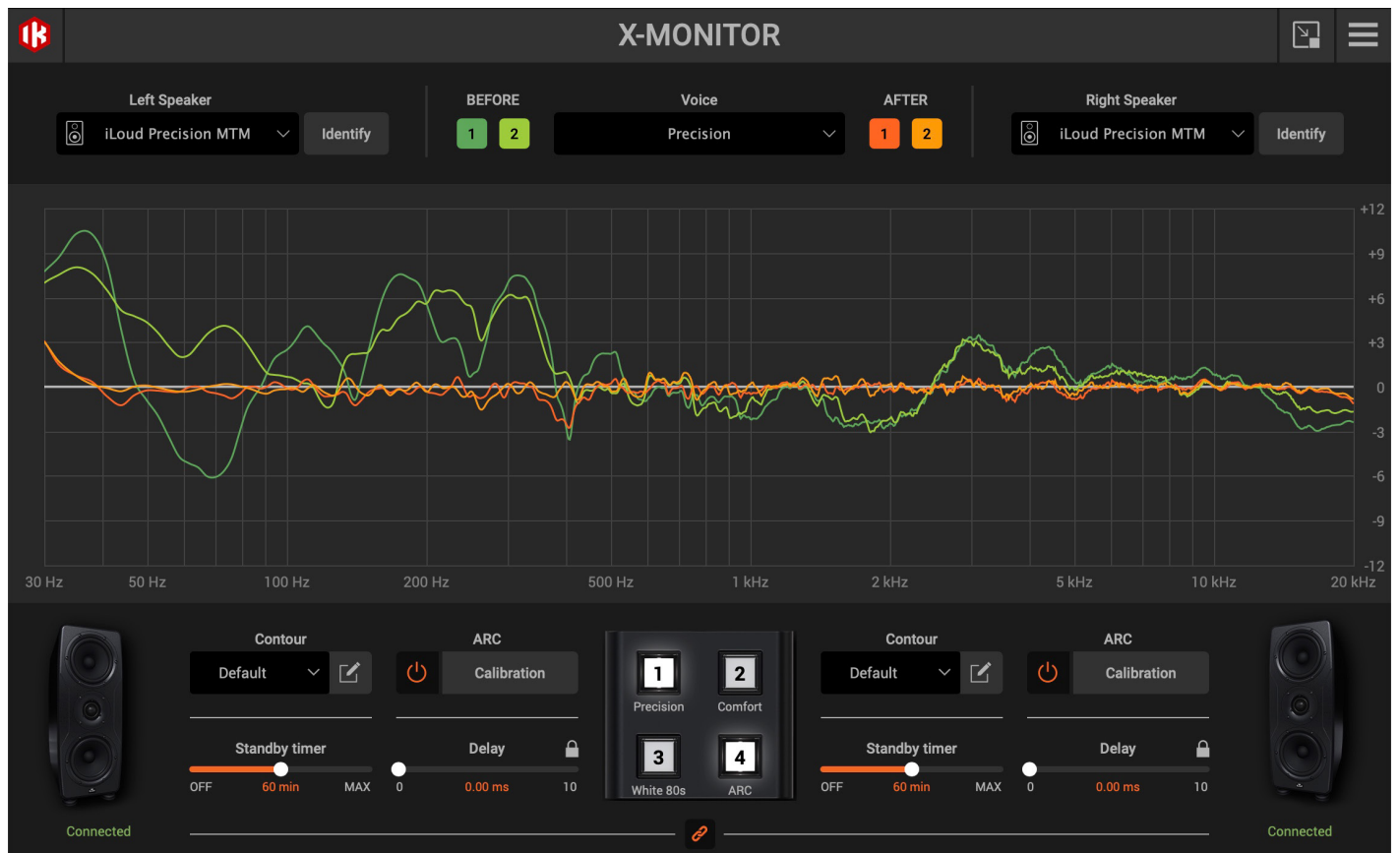
In order to switch between Main and Remote views, proceed by clicking on the following button:



A similar button is present on the Remote view, allowing you to switch back to the Main view.




## 3 – Main view



### 3.1 – USB Connection

To control and manage the iLoud speakers via the X-MONITOR software, you need to connect them both via USB to two separate and available ports of your computer or USB hub, as shown in the image below.



## 3.2 – Startup, monitor association and Identify button

The first time X-MONITOR software is launched, you'll need to manually select speakers using the "Left Speaker" and "Right Speaker" select menus. The next time this will be saved in the session so that X-MONITOR will recognize and automatically connect the speakers.

However, if the monitors are connected to USB (or turned ON) only after running the software, you'll need to manually select the monitors from the "Left Speaker" and "Right Speaker" select menus.



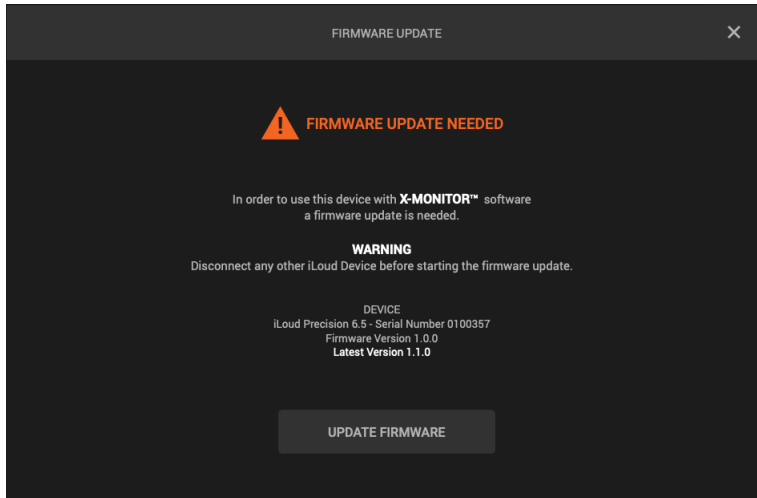
When no monitor is associated to the slots, all the onscreen controls are greyed out and inoperable except for the "Left Speaker" and "Right Speaker" select menus, where the "None" option will be selected.

### Identify button

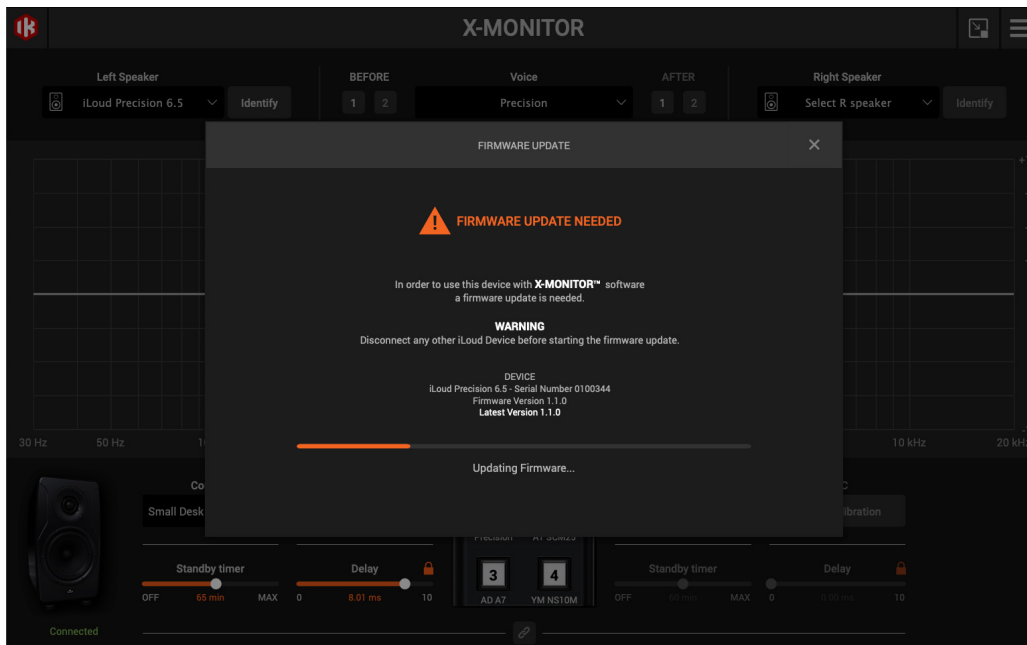
In order to recognize which speaker is which, click on the "Identify" button displayed next to both the "Left Speaker" and the "Right Speaker" select menus. This will make the front LED on the speaker blink white for a few seconds.

## 3.3 – Firmware update

Each time X-MONITOR scans the USB ports for iLoud products, the speaker's firmware version will be detected. If one or both speakers appear to have an outdated firmware version, the software will prompt you to update the firmware:

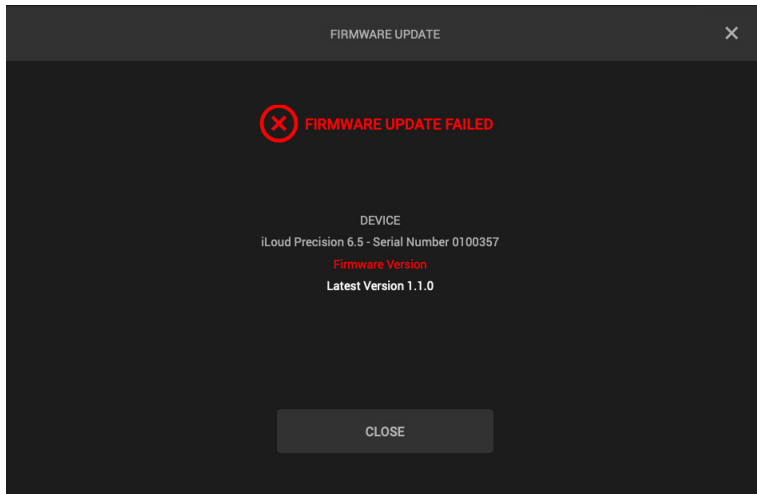


Click on the “Update Firmware” button in order to proceed. A progress bar will appear indicating that the update process is pending. During this firmware update process the speaker's front LED will be steady blue.

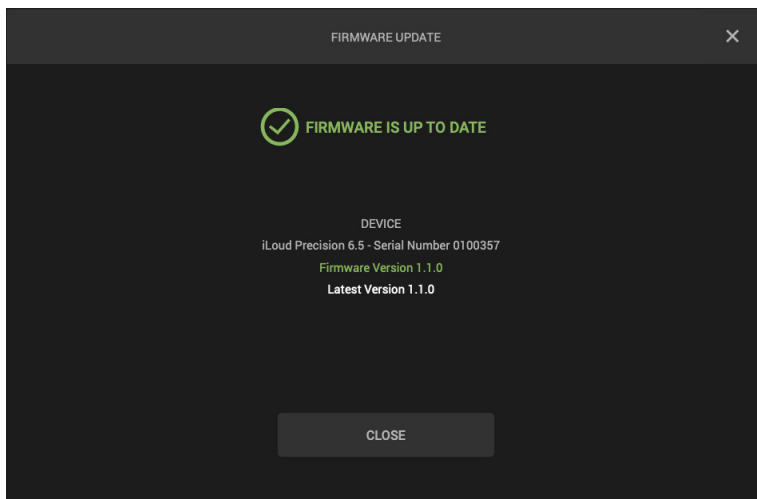


**DO NOT INTERRUPT FOR ANY REASON THIS PROCESS. DO NOT TURN SPEAKERS OR COMPUTER OFF. DO NOT DISCONNECT THE USB CABLES OR QUIT THE X-MONITOR SOFTWARE WHILE THIS PROCESS IS IN PROGRESS AS THIS MAY RESULT IN DAMAGE TO THE SPEAKERS.**

In the event the update fails, the process will be interrupted and the X-MONITOR controls will be greyed out and the software will not recognize the speaker. In this case, please turn the speakers off and on again and try the procedure again. If the problem persists, please contact our Support Team. (also see paragraph 3.4 for the Recovery procedure)



When the update is correctly completed, X-MONITOR will display this info:



In some cases, the firmware version of the speakers may be newer than the software one. In this scenario, when opening the X-MONITOR software, a dialog asking you to update the X-MONITOR software through the IK Product Manager will appear.

Close the X-MONITOR software and open the IK Product Manager. Go in the Hardware tab and click on the "Software" tab of the registered iLoud product. Click on the download button of the X-MONITOR software in order to download the latest version of X-MONITOR.

## 3.4 – Recovery mode

In some rare cases, the firmware upgrade process may fail and one or both speakers enter in DFU mode. DFU mode can be recognized by the steady blue light on the speaker front panel. While in DFU mode, the speaker controls on the X-MONITOR UI are greyed out and inoperable.

Please proceed as follows to try the Recovery procedure and upgrade the firmware version of the speaker:

- Open the Settings panel
- Click on the Recovery button
- Follow the onscreen instructions in order to upgrade the firmware

*Please note: when doing a Recovery procedure, only one speaker in DFU mode must be connected to the USB port. Please disconnect all the other speakers connected via USB before proceeding. If both speakers are in DFU mode, follow the onscreen instructions and connect one speaker at a time via USB. If the Recovery mode doesn't fix the problem on the speaker, please contact technical support.*

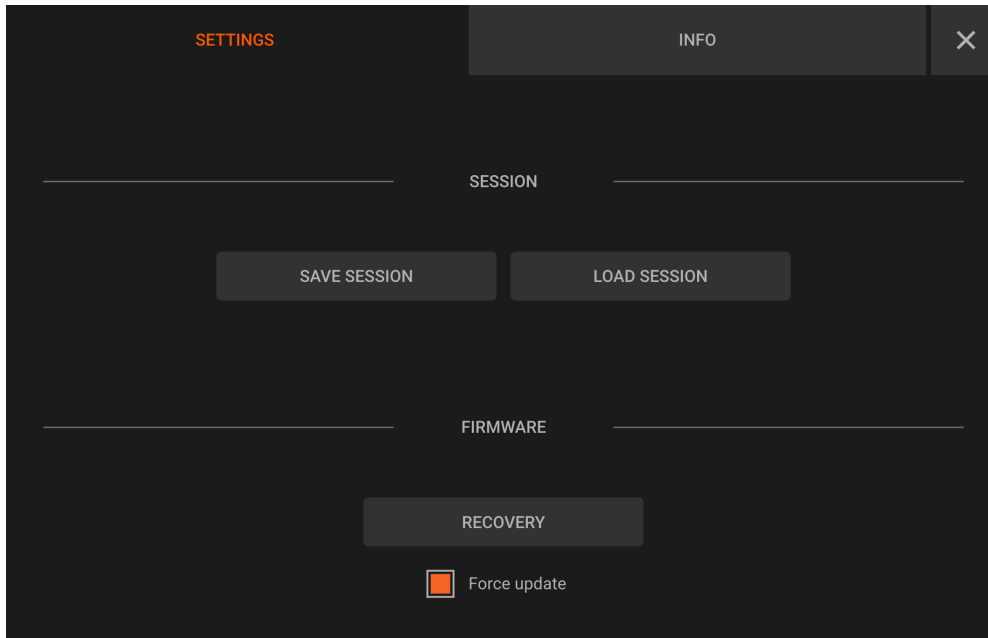
*Please note: When executing a Recovery procedure, all previous saved settings on the speaker will be erased and restored to factory default.*

## 3.5 – Controls

### 3.5.1 – Settings

Click on the toast icon in the top bar in order to open the settings pop-up window.

The Settings menu is divided into two tabs: Settings and Info.



#### Tab 1: SETTINGS

This tab allows you to load from and save to disk session files of the contour section, voice and Remote buttons assignments, together with Delay and Standby timer controls. Once a session is loaded, all the controls in the X-MONITOR software will be populated with the previously saved settings. Also, X-MONITOR will automatically store the edits in the session, so that when closing and reopening the software, the settings are restored according to the last change made.

*Please note: Session saving does not include the ARC calibration.*

Also, from this tab it is possible to launch the Recovery procedure (described in paragraph 3.4). If you want to try forcing the firmware update, click on the “Force Update” button and select again the units from the “Left Speaker” and “Right Speaker” select menus.

#### Tab 2: INFO

This tab opens an info window regarding the Software and the iLoud products.

## 3.5.2 – Alert notifications

In some cases, an alert notification will appear on the top bar of X-MONITOR. Click on the triangle icon in the top bar in order to open the alert pop-up window. The alert window shows messages of incoming errors from communication with the speakers and software or nonmatching controls in the software when using the Link mode button.

Please use the onscreen instructions in order to fix the errors or dismiss the alert notifications.

## 3.6 – Speakers link

This button will link both left and right speakers and any change made in the Contour view on one speaker will be reflected on the other as well.



If the system detects any setting that does not match among the various speakers connected, the system will alert the user there is a setting mismatch between the channels, and ask which one needs to be adapted to the other.

### Copy left to right

Copies the controls of the left speaker to the right speaker. Note that the right speaker controls will be overwritten.

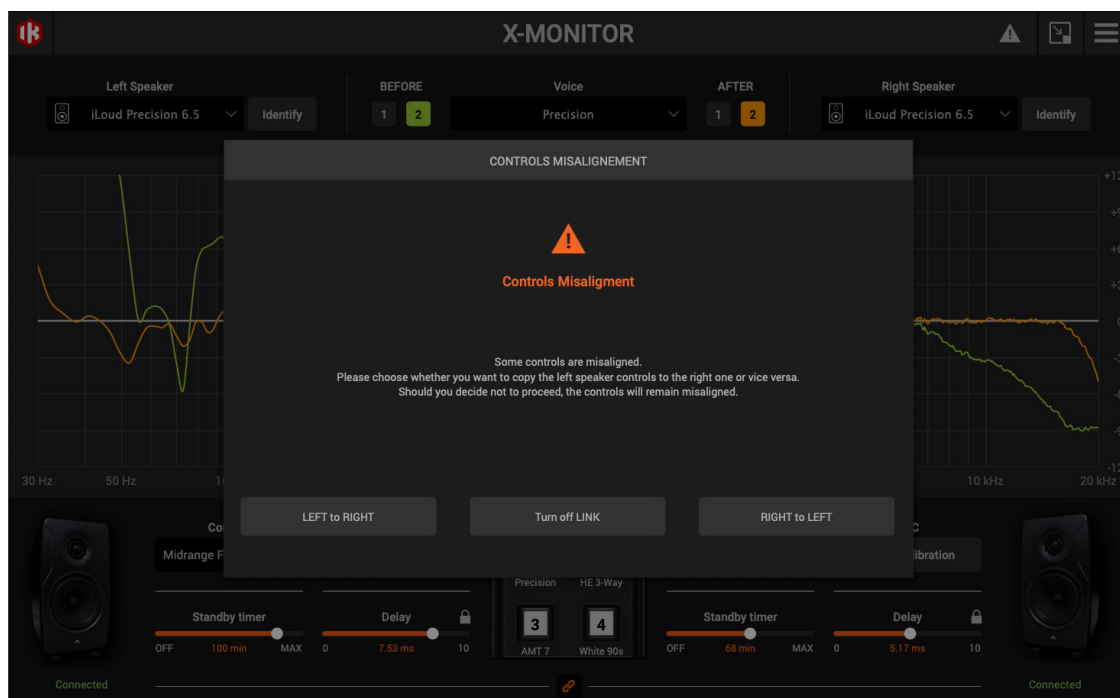
### Copy right to left

Copies the controls of the right speaker to the left speaker. Note that the left speaker controls will be overwritten.

### Cancel

This allows the operation to be cancelled. Both the speakers will return to their previous settings and the Link option will be disabled.

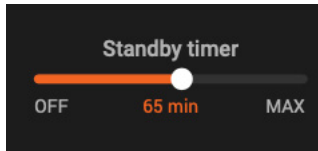
*Please note: the Link button can be active only when and if all the parameters between the two speakers are identical.*



## 3.7 – Standby timer setting

### Available on iCloud Precision only

This slider sets the standby timer for the current speaker(s) from zero (off) to 120 minutes. Default is 60 minutes.



## 3.8 – Additional delay setting

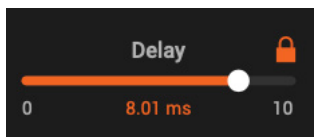
This slider sets the added delay for the speakers. Added delay is used to delay the speakers that are closer than others in a multichannel setup in order to time-align them.

Range is from 0.0 to 10.0 ms, default is zero.

### Delay lock

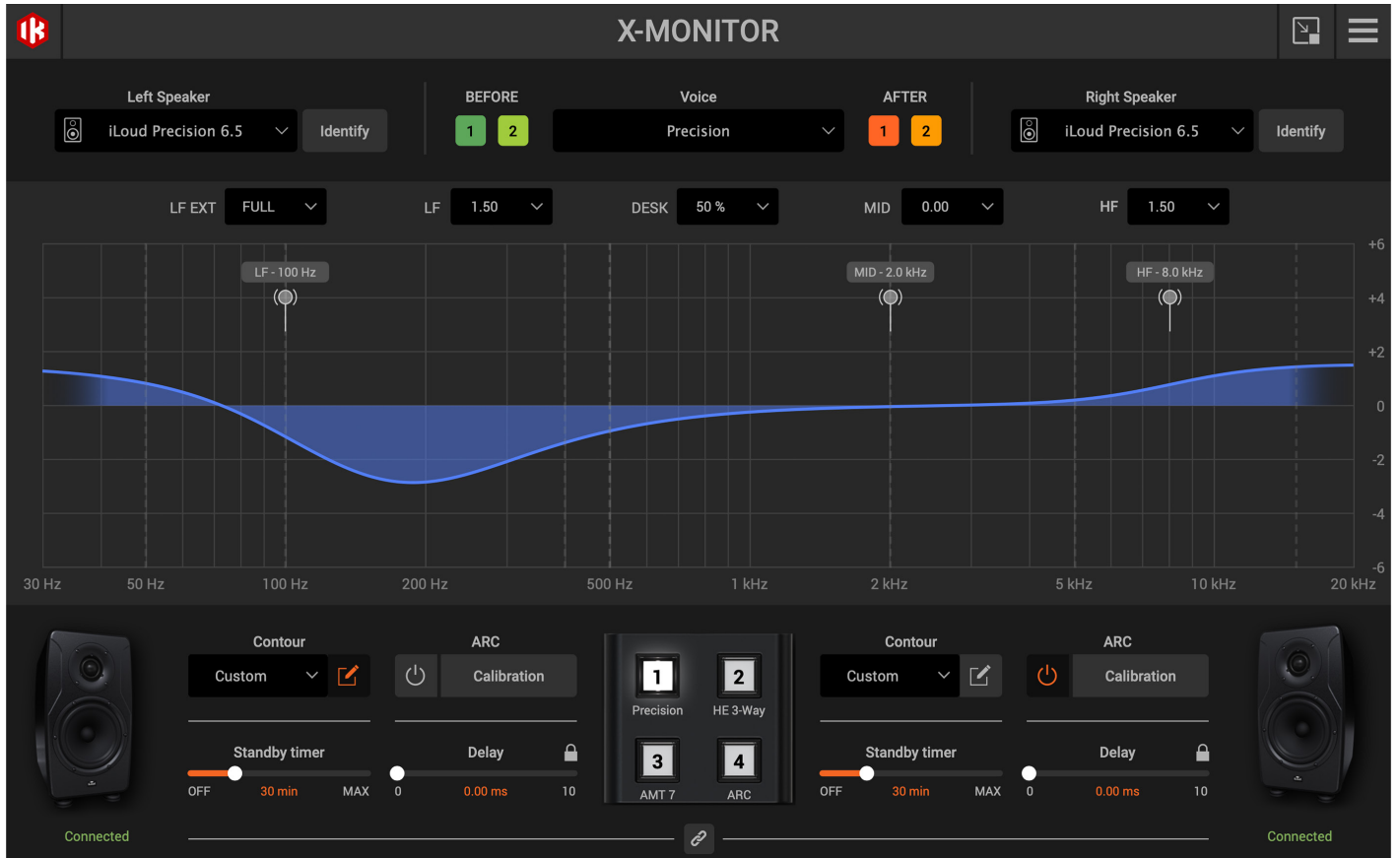
By clicking on the locker icon you can prevent the Delay control from being subject to the Link parameter. Click on the locker icon next to both of these controls in order to make them independent from the Link function.

The lock icon is also useful to avoid moving this critical parameter accidentally.



## 3.9 – Contour view

The CONTOUR view extends the functionality and possibilities to adapt the speaker to the acoustic space in addition to what is possible to do with the buttons on the back of the monitor.



For details on the CONTOUR view, please refer to chapter “Contour view” in this manual.

## 3.10 – Speaker connection monitor

The bottom row of the interface shows if an iLoud speaker is connected to the host via USB.



If the speaker is disconnected from USB, the speaker image displayed at the bottom of the UI will disappear, together with the “Connected” green status label.

## 4 – Calibration

Push the CALIBRATION button on the main view to start the calibration process.

Thanks to the ARC technology, iLoud studio monitors can be tailored to perfectly fit your listening space.

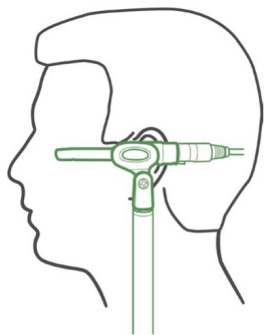
The iLoud ARC calibration's measurement is taken from four different points for improved sonics.

### 4.1 – Position the microphone

Connect the ARC microphone to the ARC MIC INPUT on the back of iLoud speaker with a suitable microphone cable.

Please note: the measurement microphone must be positioned HORIZONTALLY.

Example of correct microphone positioning:



Make sure to clip the microphone on a standard mic stand.

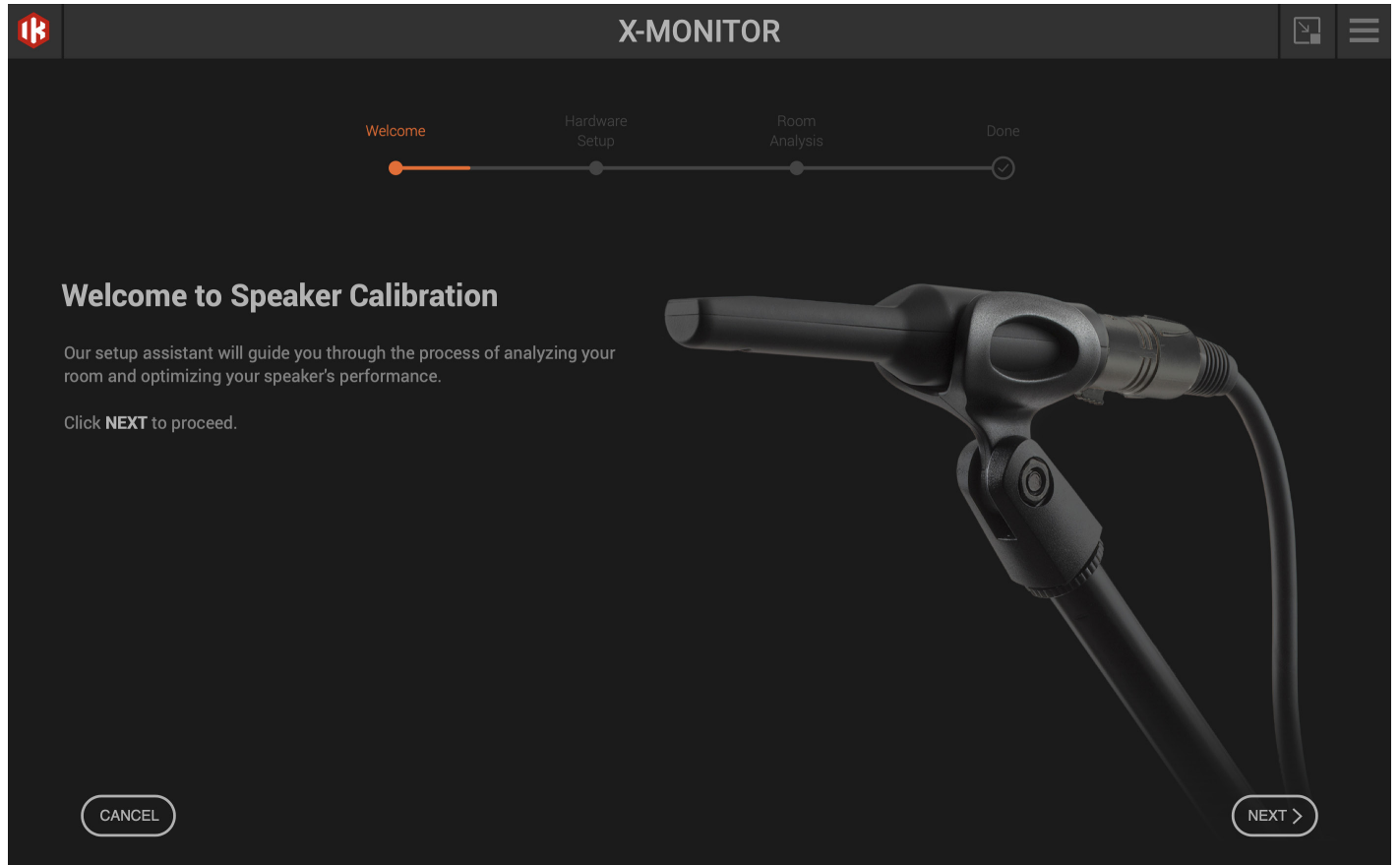
Try to use a mic stand with a boom arm that is extended as far away from the stand as possible. This helps avoid reflections from the stand that may interfere with the analysis at high frequencies.

Do not stand or sit near the microphone while the analysis is running.

As indicated in the figure above, the microphone has to be set at the same height as your ears when listening to the speakers.

## 4.2 – Welcome to Speaker Calibration

Upon launching the Calibration process, a welcome screen will be displayed. Click NEXT to continue to follow the onscreen instructions to complete the calibration process.



*Please note: after you have completed each step's instructions, click NEXT. The steps will be displayed in the top bar with an graphic time line, the steps indicator will show you the steps already made and the current step.*

## 4.3 – Hardware setup

If not already done, connect the ARC microphone and place it as described at point “4.1 Position the microphone” of this manual.

**X-MONITOR**

Welcome    **Hardware Setup**    Room Analysis    Done

### Hardware Setup

**1) Connect the ARC microphone**  
Plug the ARC microphone into the ARC MIC IN on the back of the selected speaker.

**2) Position the microphone**  
Position the microphone at the same height as your ears with the mic capsule facing upwards towards the ceiling. For best results, use a mic stand with a boom arm extended as far from the stand as possible to minimize reflections that could affect high frequencies analysis. Avoid standing or sitting near the microphone during the measurement process.

**Correct position and height**

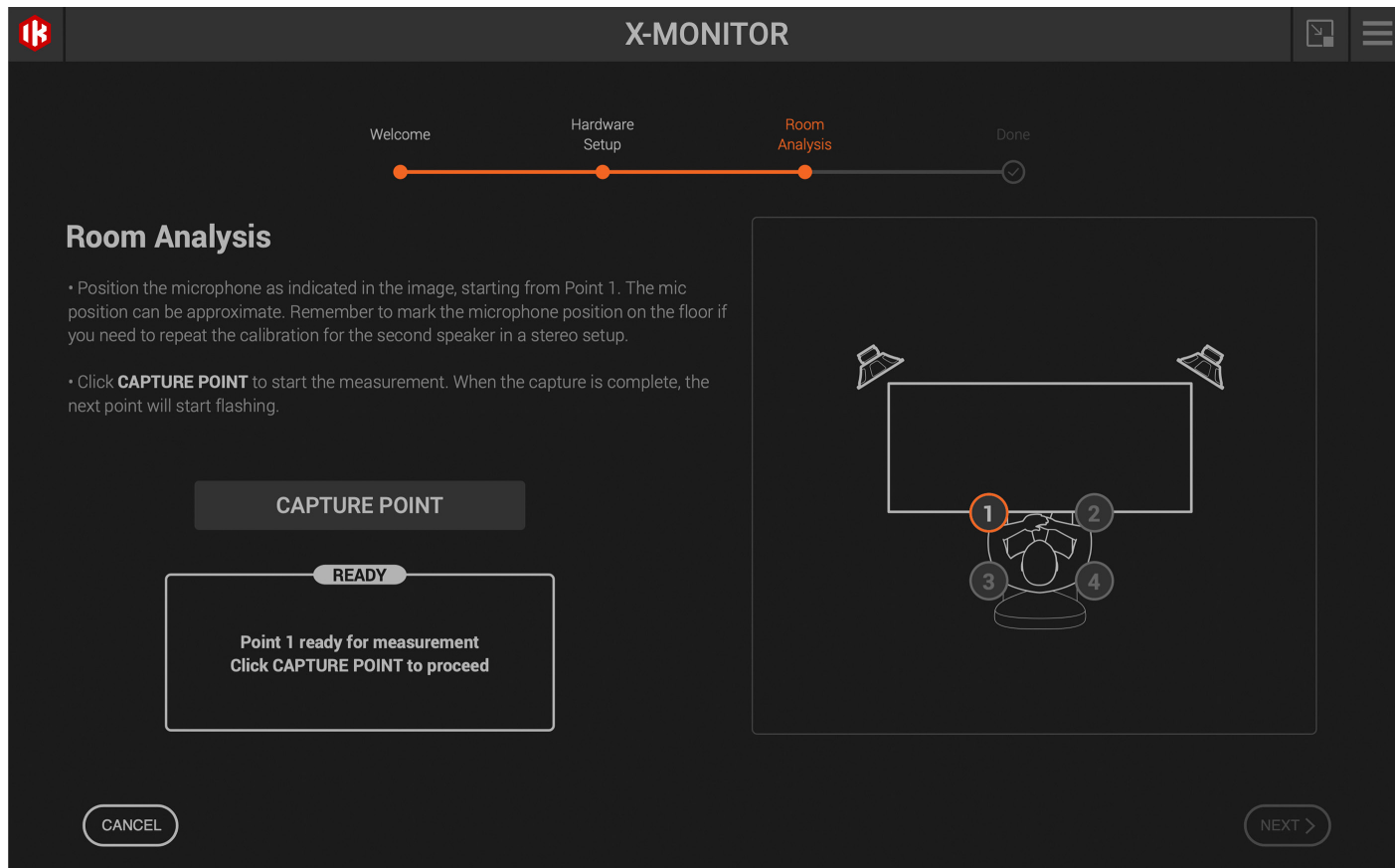
CANCEL    NEXT >

iLoud Precision 5

ARC MIC IN

## 4.4 – Room analysis

Start the room analysis process by placing the microphone at position 1.



Follow these simple steps to properly analyze the room.

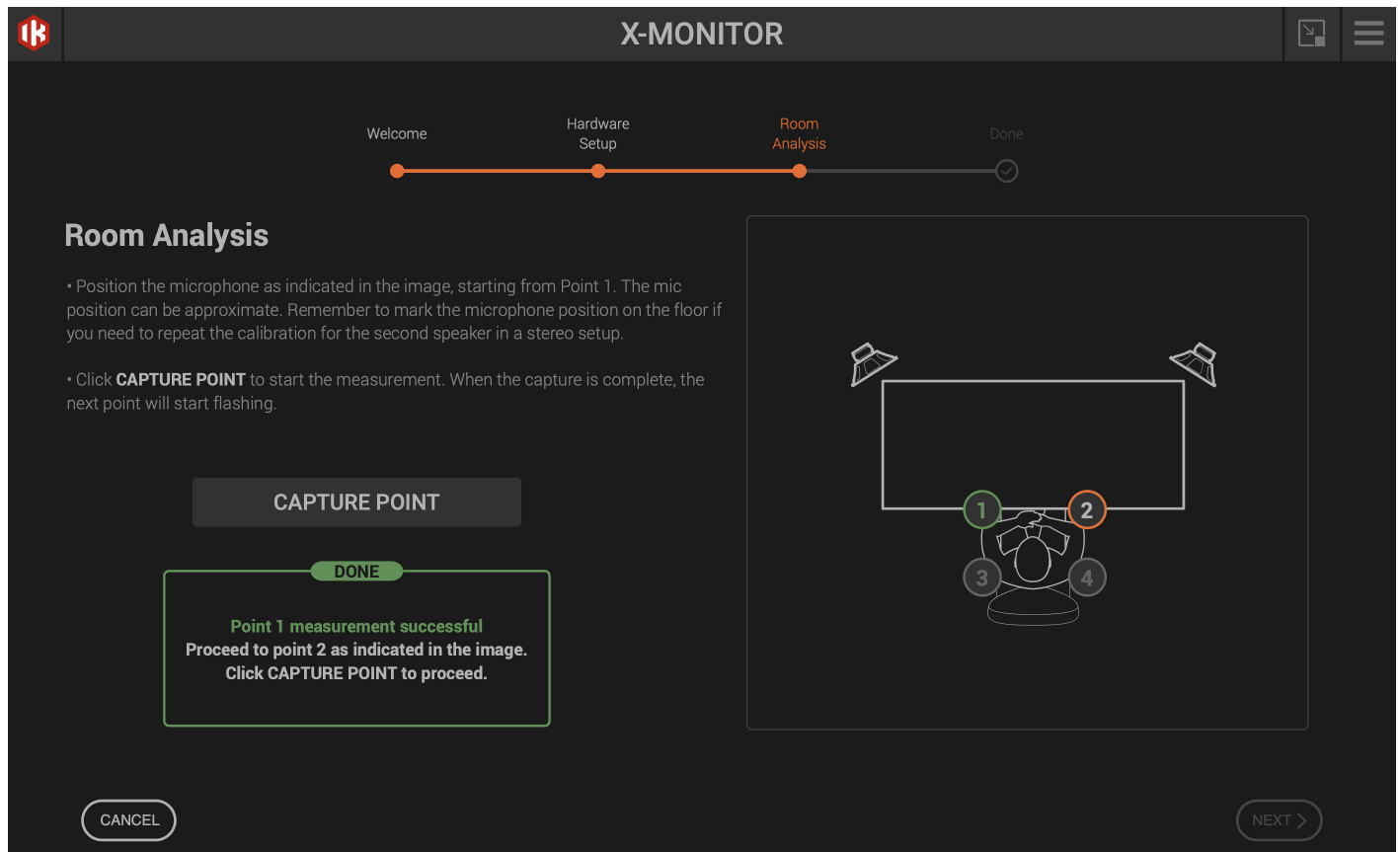
### Preparing to analyze

Silence the room as much as possible (e.g., if you are using a fan and/or air conditioning, please turn it off while analyzing your room). Be sure that the room doors or windows are set the same as during your usual listening. For example, don't close the main door when capturing if this door is never closed while you are working or vice-versa. If you usually work with a few people at each the session, try to measure the room in the same conditions.

## Taking the captures

Place the measurement microphone at position 1.

Click **CAPTURE POINT**. Don't make any noise during the analysis process. A chirp will be played on the speaker for each capture. Don't walk, talk or move while the chirps are playing or during pauses between chirps. Don't touch the microphone until the Room Analysis display says "Done".



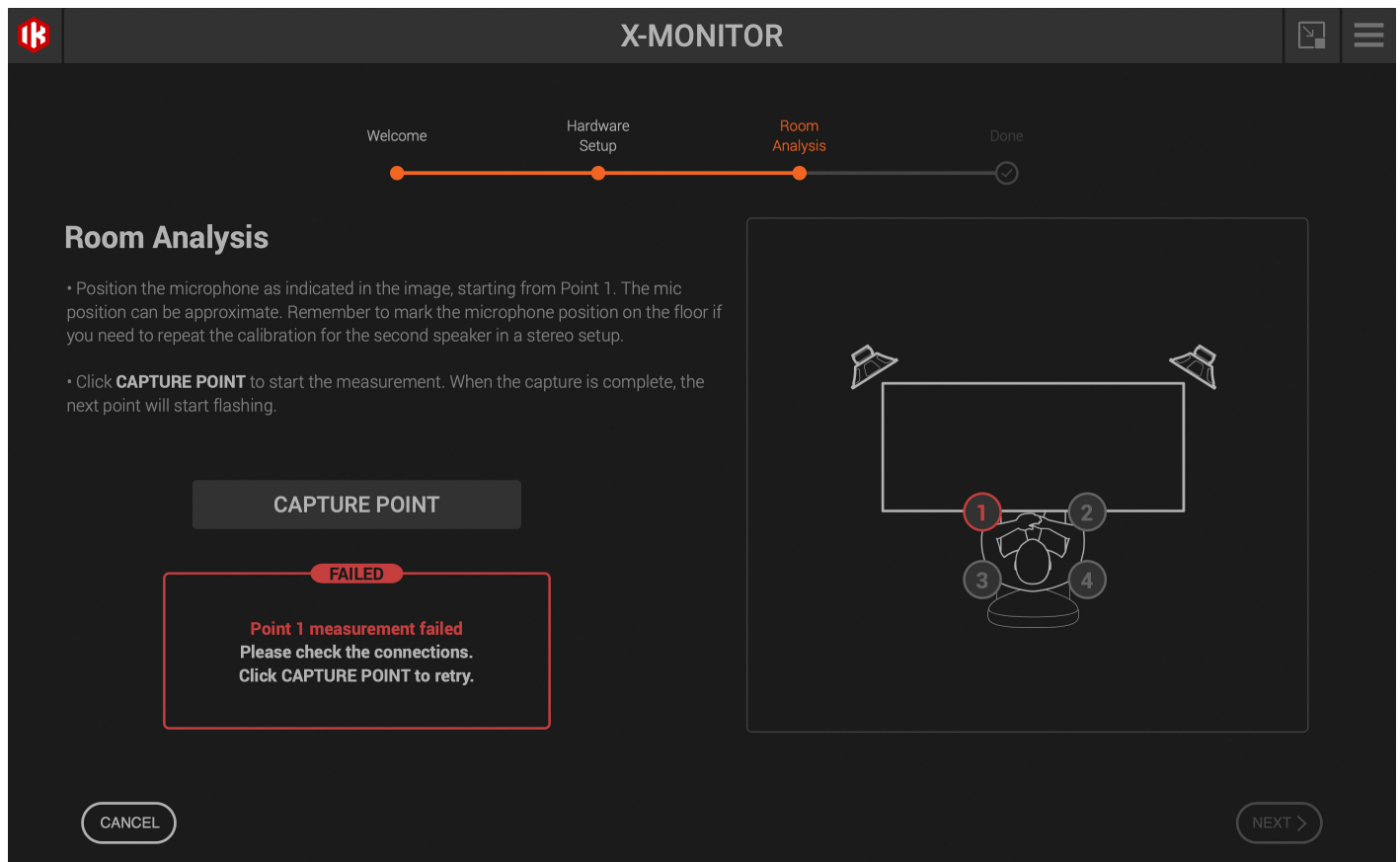
This picture shows capture #1 successfully taken, and the iLoud Precision Room Analysis stands by to take capture #2.

*Note that you will not be able to press NEXT until 4 successful captures are taken.*

## Measurement error

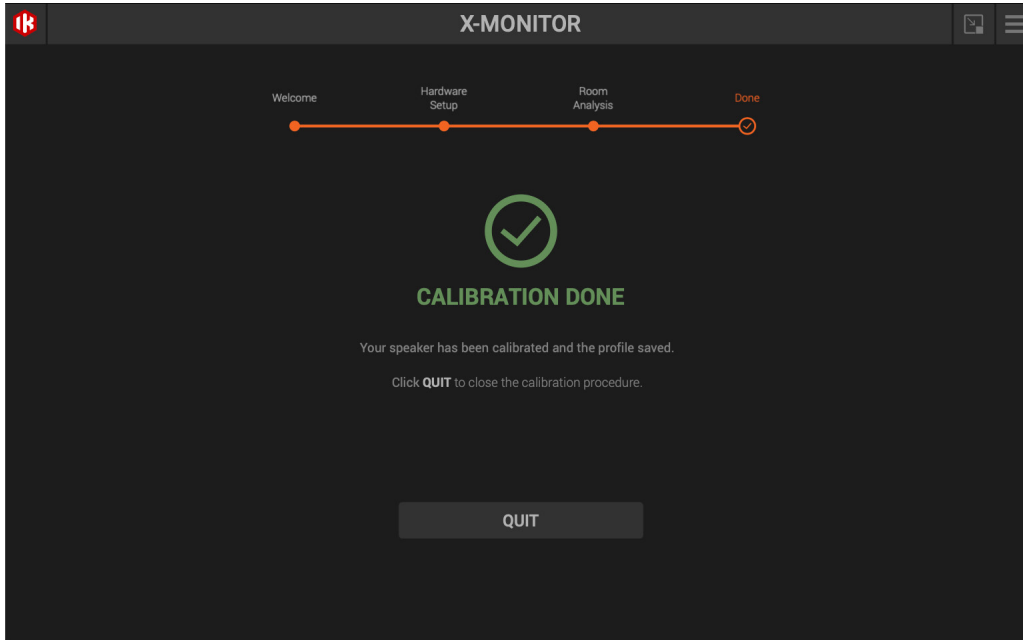
If the system detects an error in the measurement, it will display this message. Errors can be of two types:

1. Microphone signal is too low or absent. Check microphone connection and cable.
2. Microphone signal is too loud or overloaded. Move the microphone farther from the speakers or avoid loud ambient noises during the measurement process.



## 4.5 – DONE!

Congratulations! You have completed your Analysis!

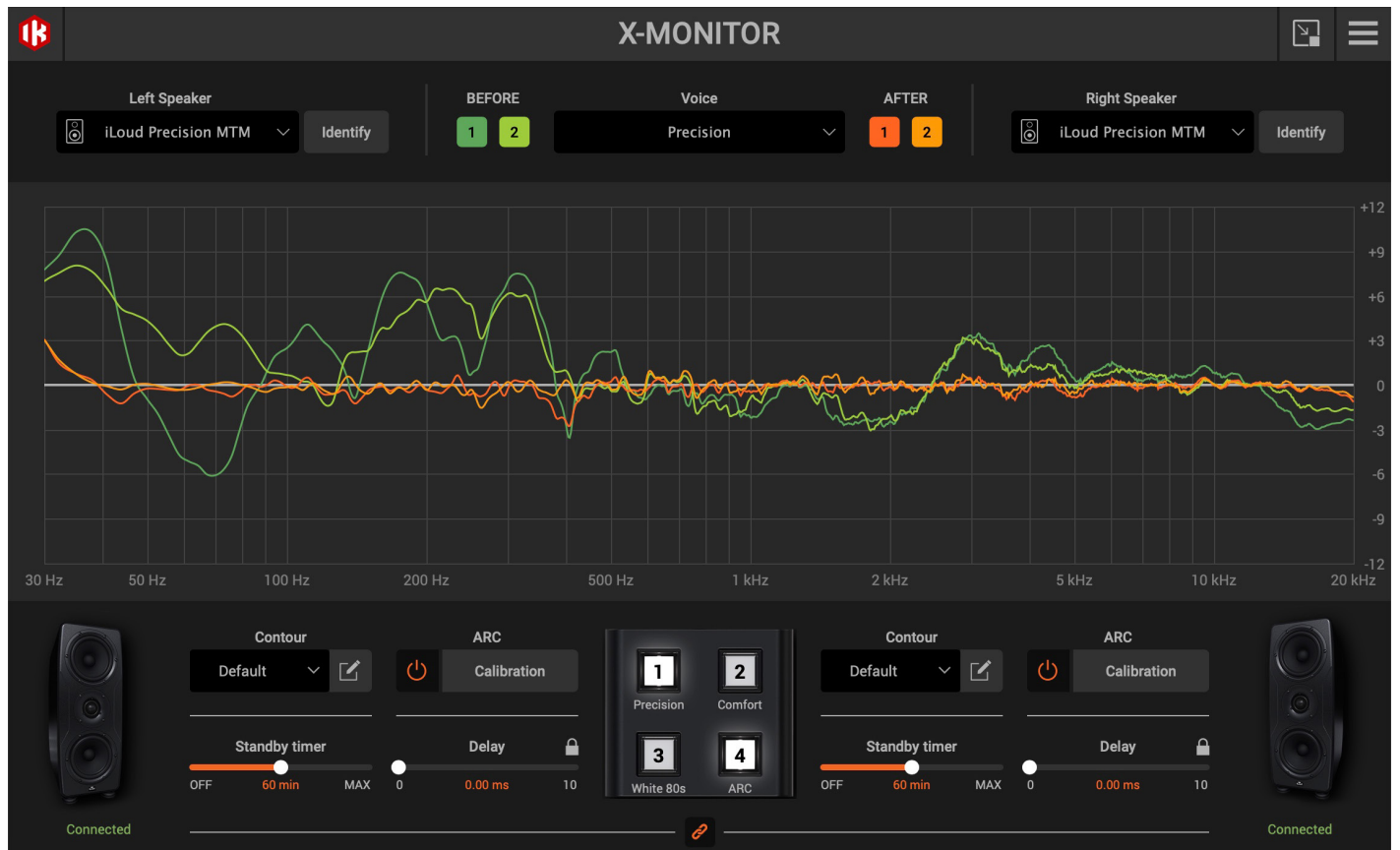


Click QUIT to close the calibration wizard and go back to the X-MONITOR interface. Now the software plots the Before and After curves of the ARC correction on the graph. Try tuning off and on again the ARC calibration on both speakers to hear the difference.



## 5 – Voice Menu

For a fast and convenient check of how your mix translates in various “real world” conditions, and to provide different perspective to the engineer, the X-MONITOR app provides a set of alternative speakers and device responses, which are listed in the Voice menu. This feature emulates the frequency and phase response of a variety of other speaker systems (reference studio speakers, hi-fi speakers and multimedia devices), which lets you audition how well your mix translates on different systems.



This dropdown menu will list all available voices.

The first one is the default one for the selected speaker and it's the “Flat,” natural response of the speaker. Scrolling the menu shows all the other speaker models the system can emulate.

The responses are divided into four categories:

- iLoud Precision voices (available on iLoud Precision only)
- Studio Monitors
- Hi-fi Speakers
- Multimedia

The iLoud Precision voices are four proprietary “voices” for the iLoud Precision series:

- **Precision (Default):** This voice is the most precise and accurate of all four, providing a super spot-on detailed and ultra-focused reproduction that is a perfect working tool to catch even the smallest issues in the program. However being so perfect and ultra-analytic, it can sometimes not be the most comfortable and pleasant listening experience, especially if the program has some flaws. This is the least forgiving voice of the Precision series: total truth.
- **Wide dispersion:** This voice has a very wide and frequency with consistent in-room dispersion thanks to specific processing, and this allows for a very pleasant listening experience especially in not-completely damped rooms. This is the best match between accuracy and listening comfort. This voice expands the vertical dispersion of the monitors by approx. 30° to the upper direction only on Precision 5 and Precision 6 models, and 25° to both the upper and lower direction on the iLoud MTM. This is very useful, for example, to let people standing hear the same balance that the seated engineer is hearing.
- **Comfort:** This voice provides a typically ‘smooth and comfortable’ response that’s especially suitable for very long sessions or for those engineers that don’t like flat-response monitors where the mid-high range can sometimes sound too prominent to their ears.
- **High-frequency presence:** This voice provides a smooth high-frequency presence boost that some engineers are searching for to avoid over boosting the HF content on the program.

The Studio Monitors, Hi-Fi and Multimedia speakers availability is described in the following table:

	iLoud Precision	iLoud MTM MKII	iLoud Micro Monitor Pro
Default Voice	Precision	MTM MKII	Micro Monitor Pro
Comfort	x		
HF Presence	x		
Wide Dispersion	x		
Studio Monitors/Small Alu-29	x	x	x
Studio Monitors/Classic-31	x	x	
Studio Monitors/Coaxial 3-Way	x		
Studio Monitors/Classic AMT 7	x	x	
Studio Monitors/Main 7	x		
Studio Monitors/Dn 6	x	x	x
Studio Monitors/Tn 8	x	x	
Studio Monitors/Qst 8	x	x	
Studio Monitors/Modern White 5	x	x	x
Studio Monitors/iLoud MM	x		
Studio Monitors/iLoud MTM	x		
Studio Monitors/Small Alu-120	x	x	x
Studio Monitors/Black Entry Level 5	x	x	x
Studio Monitors/Dn 5	x	x	x
Studio Monitors/White '80s	x	x	x

# X-MONITOR

---

	<b>iLoud Precision</b>	<b>iLoud MTM MKII</b>	<b>iLoud Micro Monitor Pro</b>
Studio Monitors/White '90s	x	x	x
Studio Monitors/P Mastering	x		
Studio Monitors/Pro STD	x	x	x
Studio Monitors/Yellow 5	x	x	x
Studio Monitors/Hi-End 3-Way	x	x	x
Hi-Fi/Hi-Fi BW Bookshelf 6	x	x	x
Hi-Fi/Hi-Fi Coaxial	x	x	x
Hi-Fi/Hi-Fi Floorstanding	x	x	
Multimedia/49 inch TV	x	x	x
Multimedia/Portable BT Speaker	x	x	x
Multimedia/Smartphone	x	x	x

## 6 – ARC curves

The Before and After buttons allow you to display the associated curve on the X-MONITOR curve's graphic.

- **Before 1 and Before 2**  
The Before buttons display or hide the original response for speakers 1 and 2 before the correction
- **After 1 and After 2**  
The After buttons display or hide the corrected response for speakers 1 and 2 after the correction

### 6.1 – ARC curves graphic



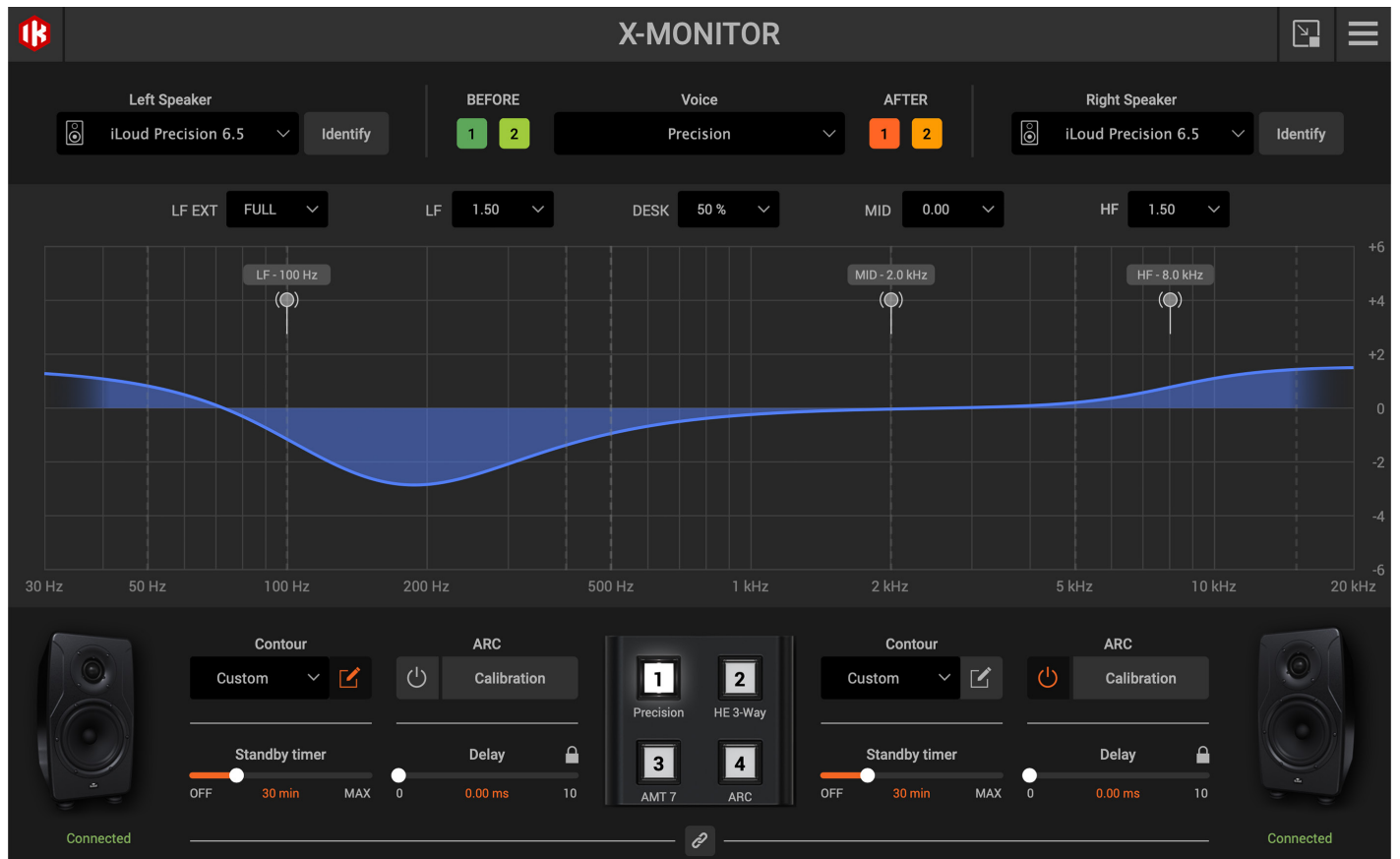
This is the area where the curves are displayed:

- **Dark green:** Speaker 1 before correction
- **Light green:** Speaker 2 before correction
- **Dark orange:** Speaker 1 after correction
- **Light orange:** Speaker 2 after correction
- **Thicker gray:** Target response of the X-MONITOR selected response (flat for the Precision voice 1 and 2 and characteristics of any of the X-MONITOR voices).

Note that X-MONITORs curves can be loaded even without doing any ARC calibration first. In this case no green or orange curves will be displayed, only the gray thicker to show the selected X-MONITOR target response.

## 7 – Contour view

The contour view extends the functionality and possibilities to adapt the speaker to the acoustic space in addition to what is possible to do with the buttons on the back of the monitor.



Contour controls available from the software control:

- **LF EXT:** adjusts the frequency (Hz) of the speaker's High Pass Filter; HPF disabled when set to FULL
- **LF:** adjusts the level (dB) of the Low Frequency trim
- **DESK:** adjusts the amount of the Desk Correction filter
- **Mid:** adjusts the level (dB) of the Mid Frequency trim
- **HF:** adjusts the level (dB) of the High Frequency trim

## 7.1 – Frequency sliders

Each one of the four acoustic contour bands frequencies can be adjusted from the control software by dragging its icon.

The bands can overlap each other. Ranges are:

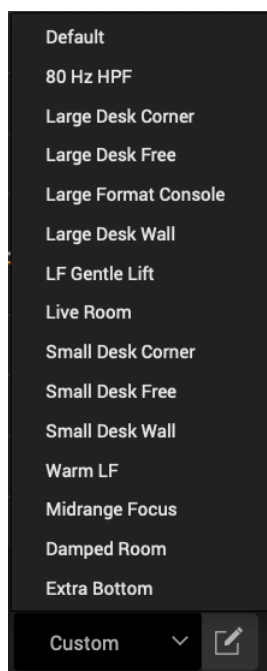
- **LF:** continuously variable between 50 Hz and 400 Hz
- **Mid frequency:** continuously variable between 500 Hz and 5 kHz
- **HF:** continuously variable between 2 kHz and 15 kHz

## 7.2 – Contour presets

The X-MONITOR software is packed with 15 factory contour presets that are starting points for the user as they refer to the most common studio monitor placement scenarios.

- Default (FLAT)
- 80 Hz HPF
- Large Desk Corner
- Large Desk Free
- Large Format Console
- Large Desk Wall
- LF Gentle Lift
- Live Room
- Small Desk Corner
- Small Desk Free
- Small Desk Wall
- Warm LF
- Midrange Focus
- Damped Room
- Extra Bottom

Each time a factory contour preset is edited, the preset status will change to “Custom” indicating that the settings have now been changed by the user. X-MONITOR will store the edits in the session, so that when closing and reopening the software, the settings are restored according to the last change made.



## 7.3 – Contour and ARC interaction

Please note that the contour settings are independent from the ARC calibration. This is to allow the system to be made more suitable to user's taste, even after a room calibration has been made. The ARC room calibration will remove all the nasty room interactions and detrimental effects, and on top of this clean starting point the engineer can define a broad alteration of the response to make it more suitable to any preference.

Contour settings will be effective regardless of the ARC calibration status (on or off).

When ARC is OFF the contour settings are absolute, when ARC is ON the contour settings are applied “on top” of the ARC calibration. However, when activating the Desk filter in the contour page, the ARC calibration will be automatically turned off and likewise, when selecting a contour preset that includes the “Desk” filter, the ARC calibration will be automatically turned off as well.

Contour presets using the “Desk” filter (ARC calibration will be turned off) are:

- Large Desk Corner
- Large Desk Free
- Large Format Console
- Large Desk Wall
- Small Desk Corner
- Small Desk Free
- Small Desk Wall

## 8 – Support

For any questions you may have, please refer to the FAQ webpage at:

[ikmultimedia.com/faq](http://ikmultimedia.com/faq)

Here you will find answers to the most commonly asked questions.

To submit a Technical Support Form, go to:

[ikmultimedia.com/support](http://ikmultimedia.com/support)

For warranty information, please visit:

[ikmultimedia.com/warranty](http://ikmultimedia.com/warranty)

For other requests such as Product, Sales, or Web info, please go to:

[ikmultimedia.com/contact-us](http://ikmultimedia.com/contact-us)

### 8.1 – IK Product Manager

The IK Product Manager gives you one central location to manage all the latest IK Multimedia products. It's your central command for registration, downloads, installation, authorization, checking for updates, and much more.

- Register hardware and software in one location
- Download, install, and authorize software
- Simplified sounds download with pause/resume
- Authorize and de-authorize computers
- Update software, sounds and firmware
- Easily manage your entire IK collection

Download IK Product manager at:

[ikmultimedia.com/pm](http://ikmultimedia.com/pm)

**IK Multimedia Production Srl**

Via dell'Industria, 46,  
41122 Modena  
Italy

**IK Multimedia US, LLC**

590 Sawgrass Corporate Pkwy.  
Sunrise, FL 33325  
USA

**IK Multimedia Asia**

TB Tamachi Bldg. 1F, MBE #709  
4-11-1 Shiba  
Minato-ku, Tokyo 108-0014  
Japan

[www.ikmultimedia.com](http://www.ikmultimedia.com)

iLoud®, X-MONITOR™, ARC System™ are trademarks or registered trademarks property of IK Multimedia Production Srl. All other product names and images, trademarks and artists names are the property of their respective owners, which are in no way associated or affiliated with IK Multimedia. Product names are used solely for the purpose of identifying the specific products that were studied during IK Multimedia's sound model development and for describing certain types of tones produced with IK Multimedia's digital modeling technology. Use of these names does not imply any cooperation or endorsement.

Mac and the Mac logo are trademarks of Apple Computer, Inc., registered in the U.S. and other countries. Windows and the Windows logo are trademarks or registered trademarks of Microsoft Corporation in the United States and/or other countries. The Audio Units logo is a trademark of Apple Computer, Inc. VST is a trademark of Steinberg Media Technologies GmbH.

All specifications are subject to change without further notice.

Document Version: 1.0.6

Latest Update: 2024/09/16

© 2022-2024 IK Multimedia. All rights reserved.



**IK MULTIMEDIA**